



**National Energy Foundation
Kyoto Status as of July 2005**

COUNTRY	Signatory	Ratified	Kyoto % Emissions	CO2 MT 2002.00	
Albania		Ü(a)		3.88	
Algeria		Ü(a)		73.29	
Angola				6.31	
Antigua and Barbuda	Ü	Ü			
Argentina	Ü	Ü		115.02	
Armenia		Ü(a)		2.79	
Australia*	Ü			342.85	Will not ratify
Austria*	Ü	Ü	0.4	66.14	EU
Azerbaijan		Ü(a)		25.54	
Bahamas		Ü(a)			
Bahrain				15.60	
Bangladesh		Ü(a)		31.53	
Barbados		Ü(a)			
Belarus				56.02	
Belgium*	Ü	Ü	0.8	112.55	EU
Belize		Ü(a)			
Benin		Ü(a)		1.87	
Bhutan		Ü(a)			
Bolivia	Ü	Ü		8.64	
Bosnia/Herzegovina				15.22	
Botswana		Ü(a)			
Brazil	Ü	Ü		309.31	
Brunei				5.38	AS
Bulgaria*	Ü	Ü	0.6	41.84	
Burkina Faso		Ü(a)			
Burundi		Ü(a)			
Cambodia		Ü(a)			AS
Cameroon		Ü(a)		2.89	
Canada*	Ü	Ü	3.3	531.86	
Chile	Ü	Ü		46.61	
China includes Hong Kong, but not Macao	Ü	Ü		3307.42	
Colombia		Ü(a)		55.26	
Congo				0.64	
Cook Islands	Ü	Ü			
Costa Rica	Ü	Ü		5.10	
Cote d'Ivoire				5.34	
Croatia*	Ü			19.65	
Cuba	Ü	Ü		35.94	
Cyprus		Ü(a)		6.36	EU
Czech Republic*	Ü	Ü	1.2	114.96	EU
Democratic Republic of Congo		Ü(a)		2.14	
Denmark*	Ü	Ü	0.4	51.17	EU
Djibouti		Ü(a)			
Dominica		Ü(a)			
Dominican Republic		Ü(a)		18.45	
Ecuador	Ü	Ü		19.42	
Egypt	Ü	Ü		126.81	
El Salvador	Ü	Ü		5.37	
Eritrea				0.65	
Equatorial Guinea		Ü(a)			
Estonia*	Ü	Ü	0.3	14.31	EU
Ethiopia		Ü(a)		4.15	
Fiji	Ü	Ü			
Finland*	Ü	Ü	0.4	63.50	EU
France*	Ü	Ü	2.7	377.07	EU




**National Energy Foundation
Kyoto Status as of July 2005**

COUNTRY	Signatory	Ratified	Kyoto %	CO2 MT
			Emissions	2002.00
Gabon				1.29
Gambia		Ü(a)		
Georgia		Ü(a)		2.69 EU
Germany*	Ü	Ü	7.4	837.53
Ghana		Ü(a)		6.57
Gibraltar				0.51
Greece*	Ü	Ü	0.6	90.46 EU
Grenada		Ü(a)		
Guatemala	Ü	Ü		9.94
Guinea		Ü(a)		
Guyana		Ü(a)		
Haiti		Ü(a)		1.59
Honduras	Ü	Ü		5.40
Hungary*		Ü(a)	0.5	55.45 EU
Iceland*		Ü(a)	0.0	2.22
India		Ü(a)		1016.45
Indonesia	Ü	Ü		303.17 AS
Iran				345.16
Iraq				80.87
Ireland*	Ü	Ü	0.2	42.45 EU
Israel	Ü	Ü		62.55
Italy*	Ü	Ü	3.1	433.24 EU
Jamaica		Ü(a)		9.84
Japan*	Ü	Ü	8.5	1206.91
Jordan		Ü(a)		15.03
Kazakhstan	Ü			140.76
Kenya		Ü(a)		8.49
Kiribati		Ü(a)		
Dem People's Rep Korea (North Korea)		Ü		67.59
Republic of Korea (south Korea)	Ü	Ü		451.55
Kuwait		Ü(a)		57.46
Kyrgyzstan		Ü(a)		4.90
Lao Democratic People's Republic		Ü(a)		AS
Latvia*	Ü	Ü	0.2	7.09 EU
Lebanon				15.32
Lesotho		Ü(a)		
Liberia		Ü(a)		
Libya				42.59
Liechtenstein*	Ü	Ü		
Lithuania*	Ü	Ü		12.05 EU
Luxembourg*	Ü	Ü	0.1	9.28 EU
F Y R of Macedonia		Ü(a)		8.02
Madagascar		Ü(a)		
Malawi		Ü(a)		
Malaysia	Ü	Ü		115.65 AS
Maldives	Ü	Ü		
Mali	Ü	Ü		
Malta	Ü	Ü		2.53 EU
Marshall islands	Ü	Ü		
Mauritania		Ü(a)		
Mauritius		Ü(a)		
Mexico	Ü	Ü		365.15
Micronesia (Federated states of)	Ü	Ü		
Republic of Moldova		Ü(a)		6.55
Monaco*	Ü			



**National Energy Foundation
Kyoto Status as of July 2005**

COUNTRY	Signatory	Ratified	Kyoto % Emissions	CO2 MT 2002.00	
Mongolia		Ü(a)			
Morocco		Ü(a)		33.26	
Mozambique		Ü(a)		1.41	
Myanmar		Ü(a)		7.40	AS
Namibia		Ü(a)		2.31	
Nauru		Ü(a)			
Nepal				2.64	
Netherlands*	Ü	Ü	1.2	177.88	EU
Netherlands Antilles				3.36	
New Zealand*	Ü	Ü	0.2	34.00	
Nicaragua	Ü	Ü		3.81	
Niger	Ü	Ü			
Nigeria		Ü(a)		49.81	
Niue	Ü	Ü			
Norway*	Ü	Ü	0.3	33.06	
Oman		Ü(a)		26.12	
Pakistan		Ü(a)		100.48	
Palau		Ü(a)			
Panama	Ü	Ü		5.29	
Papua New Guinea	Ü	Ü			
Paraguay	Ü	Ü		3.56	
Peru	Ü	Ü		25.63	
Philippines	Ü	Ü		69.65	AS
Poland*	Ü	Ü	3.0	282.90	EU
Portugal*	Ü	Ü	0.3	62.98	EU
Qatar		Ü(a)		27.56	
Romania*	Ü	Ü	1.2	90.78	
Russian Federation*	Ü	Ü	17.4	1503.09	
Rwanda		Ü(a)			
Saint Lucia	Ü	Ü			
Saint Vincent and the Grenadines	Ü	Ü			
Samoa	Ü	Ü			
Saudi Arabia		Ü(a)		301.03	
Senegal		Ü(a)		3.71	
Serbia/Montenegro				48.88	
Seychelles	Ü	Ü			
Singapore				41.68	AS
Slovakia*	Ü	Ü	0.4	37.89	EU
Slovenia*	Ü	Ü		15.16	EU
Solomon Islands	Ü	Ü			
South Africa		Ü(a)		301.48	
Spain*	Ü	Ü	1.9	303.41	EU
Sri Lanka		Ü(a)		11.18	
Sudan		Ü(a)		7.79	
Sweden*	Ü	Ü	0.4	50.12	EU
Switzerland*	Ü	Ü	0.3	42.83	
Syria				46.71	
Taiwan				231.42	Non-member
Tajikistan				5.21	
United Republic of Tanzania		Ü(a)		3.18	
Thailand	Ü	Ü		179.49	AS
Togo		Ü(a)		1.15	
Trinidad and Tobago	Ü	Ü		16.54	
Tunisia		Ü(a)		18.76	
Turkey				193.05	



**National Energy Foundation
Kyoto Status as of July 2005**

COUNTRY	Signatory	Ratified	Kyoto % Emissions	CO2 MT 2002.00
Turkmenistan	ü	ü		40.41
Tuvalu	ü	ü		
Uganda		ü(a)		
Ukraine*	ü	ü		292.48
United Arab Emirates		ü(a)		88.63
United Kingdom*	ü	ü	4.3	529.27 EU
United States of America*	ü			5652.30 Will not ratify
Uruguay	ü	ü		4.18
Uzbekistan	ü	ü		118.28
Vanuatu		ü(a)		
Venezuela		ü(a)		123.37
Vietnam	ü	ü		56.66 AS
Yemen		ü(a)		10.81
Zambia	ü			1.87
Zimbabwe				11.43
Other Countries grouped by IEA				871.34
	83	151	61.6	24101.83

ü Ratified - or accepted (Japan, Netherlands) or approved (China, Czech Rep., France & Portugal)

ü(a) = non-signatories that have since acceded to protocol.

Source: Ratification data as of 27/7/05 from www.unfccc.int; CO2 data from IEA key world energy statistics
Emissions figures are percentage of those committing to make cuts; threshold for entry into force was 55% achieved when Russia ratified in Nov 2004; balance mainly in Australia & USA.

Summary of 2002 emissions by status

	No.	MT CO2	
Parties to Kyoto Mechanism with limits	30	7206.24	Note this is now about 54.5% of those originally limited.
Ratifiers of Kyoto Protocol - no limits	121	8691.54	
Non-ratifiers or non-signatories	29	7332.71	
	180	23230.49	excludes Other Countries
Asia Pacific Partnership on Clean Development & Climate (Australia, China, India, Japan, South Korea & USA)	6	11977.48	
EU Member States	25	2920.91	
ASEAN Members	10	779.08	